





 Set recipes with pictograms


 Auto diagnostic system

 ΔT cooking

 Remote technical assistance

 Usb

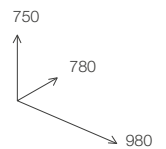
 Multipoint Core Probe

 5 speeds motorfan

 Automatic washing

 Side-hinged door with hermetic closure

 Direct steam injection



G|SUPREME 6

Max 6 trays 600 x 400 mm

Distance between trays 80 mm
2 trays included
2 motors with reverse system
Temperature 0-280 °C

Digital timer 0-10 h
2 water drop trays
Cooling fan in the electronics area
Powered steam chimney vent

Electric power	9.600 W
Voltage	400 V ~ 3N ↓
Frequency	50/60 Hz
Weight	92 kg
Dimensions (W x D x H)	980 x 780 x 750 mm
Wheelbase feet (W x D)	800 x 545 mm

MADE IN
ITALY